






## Support units and recommended screw-shaft diameters

Screw Dimension (d0 x Lead)

6 x 1	Impossible combination.																						
8 x 1	Impossible combination.																						
8 x 2.5	Impossible combination.																						
10 x 2	Impossible combination.																						
12 x 2	Impossible combination.																						
12 x 4	Impossible combination.																						
14 x 2	Impossible combination.																						
16 x 5	Impossible combination.																						
16 x 10	Impossible combination.																						
16 x 16	Impossible combination.																						
16 x 32	Impossible combination.																						
20 x 5	Impossible combination.																						
20 x 20	Impossible combination.																						
20 x 40	Impossible combination.																						
25 x 5	Impossible combination.																						
25 x 10	Impossible combination.																						
25 x 25	Impossible combination.																						
25 x 50	Impossible combination.																						
32 x 5	Impossible combination.																						
32 x 10	Impossible combination.																						
32 x 20	Impossible combination.																						
32 x 32	Impossible combination.																						
40 x 5	Impossible combination.																						
40 x 10	Impossible combination.																						
40 x 20	Impossible combination.																						
40 x 40	Impossible combination.																						
50 x 10	Impossible combination.																						
50 x 50	Impossible combination.																						
63 x 10	Impossible combination.																						
63 x 20	Impossible combination.																						
	FKN06	BKN08	FKN08	BKN10	FKN10	BKN12	FKN12	BKN15	FKN15	BKN17	FKN17	BKN20	FKN20	BKN25	FKN25	WBK25DF	BKN30	FKN30	WBK30DF	WBK30DF	BKN40	WBK40DF	WBK40DF

-  Standard combination. CAD and configurator supported.
-  Useful alternative combination. No CAD and configurator support (customer drawing required).
-  The use of BKN20 or FKN20 on size 2510 requires a press-fitted spacer to create enough axial support.
-  Not recommended combination.
-  Impossible combination.

